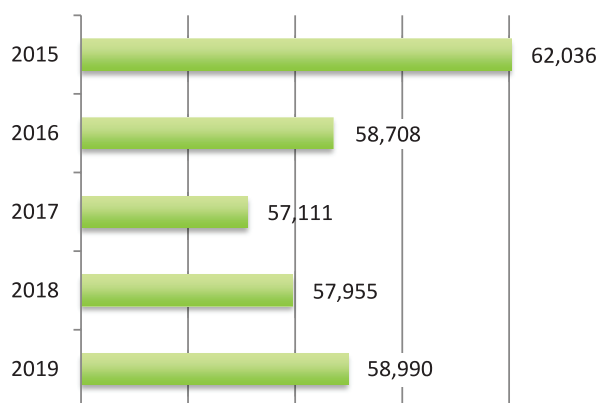


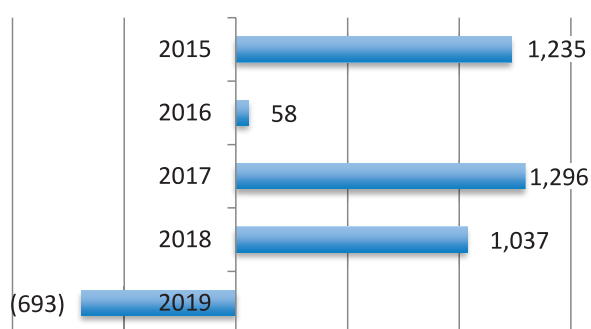
## Group Financial Highlights as at 31 July 2019

	2019	2018	2017	2016	2015
<b>(\$'thousand)</b>					
Revenue	58,990	57,955	57,111	58,708	62,036
Attributable (loss)/profit	(693)	1,037	1,296	58	1,235
Total assets	72,025	75,312	71,040	72,359	75,270
Shareholders' equity	62,298	64,165	61,994	62,796	66,161

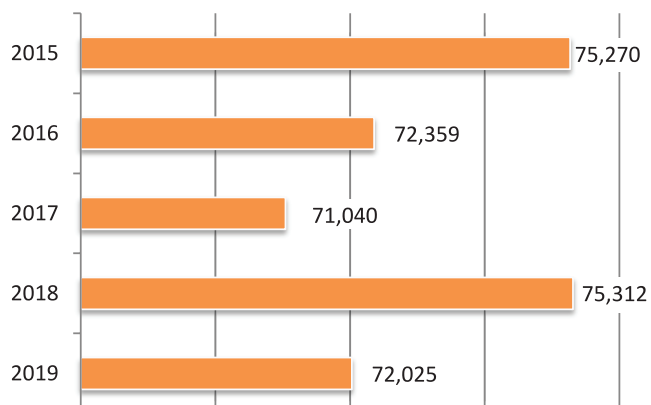
**Revenue (\$'thousand)**



**Attributable (loss)/profit (\$'thousand)**



**Total assets (\$'thousand)**



**Shareholders' equity (\$'thousand)**

