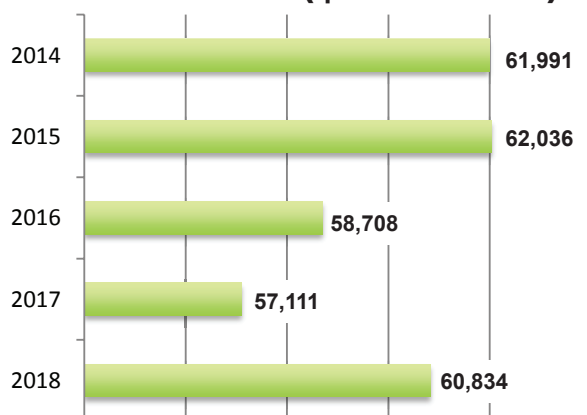


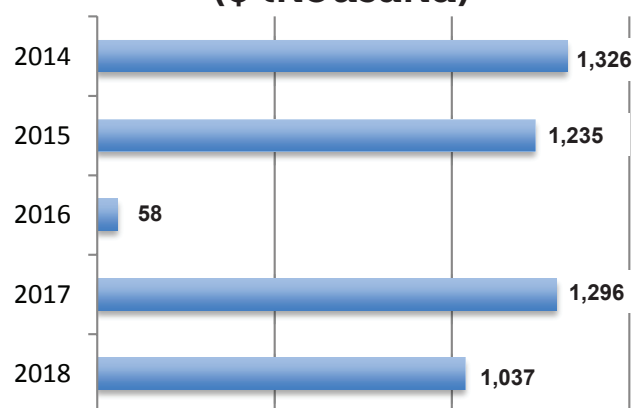
Group Financial Highlights as at 31 July 2018

	2018	2017	2016	2015	2014
(\$'thousand)					
Revenue	60,834	57,111	58,708	62,036	61,991
Attributable profit	1,037	1,296	58	1,235	1,326
Total assets	75,312	71,040	72,359	75,270	77,486
Shareholders' equity	64,165	61,994	62,796	66,161	68,929

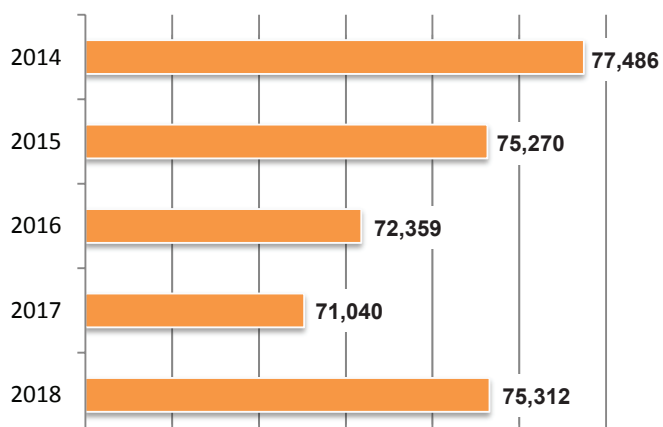
Revenue (\$'thousand)



Attributable profit (\$'thousand)



Total assets (\$'thousand)



Shareholders' equity (\$'thousand)

